

RadmediX



Acuity_{UDR}

ADVANCED
U-ARM SYSTEM

RadmediX

Acuity_{UDR}

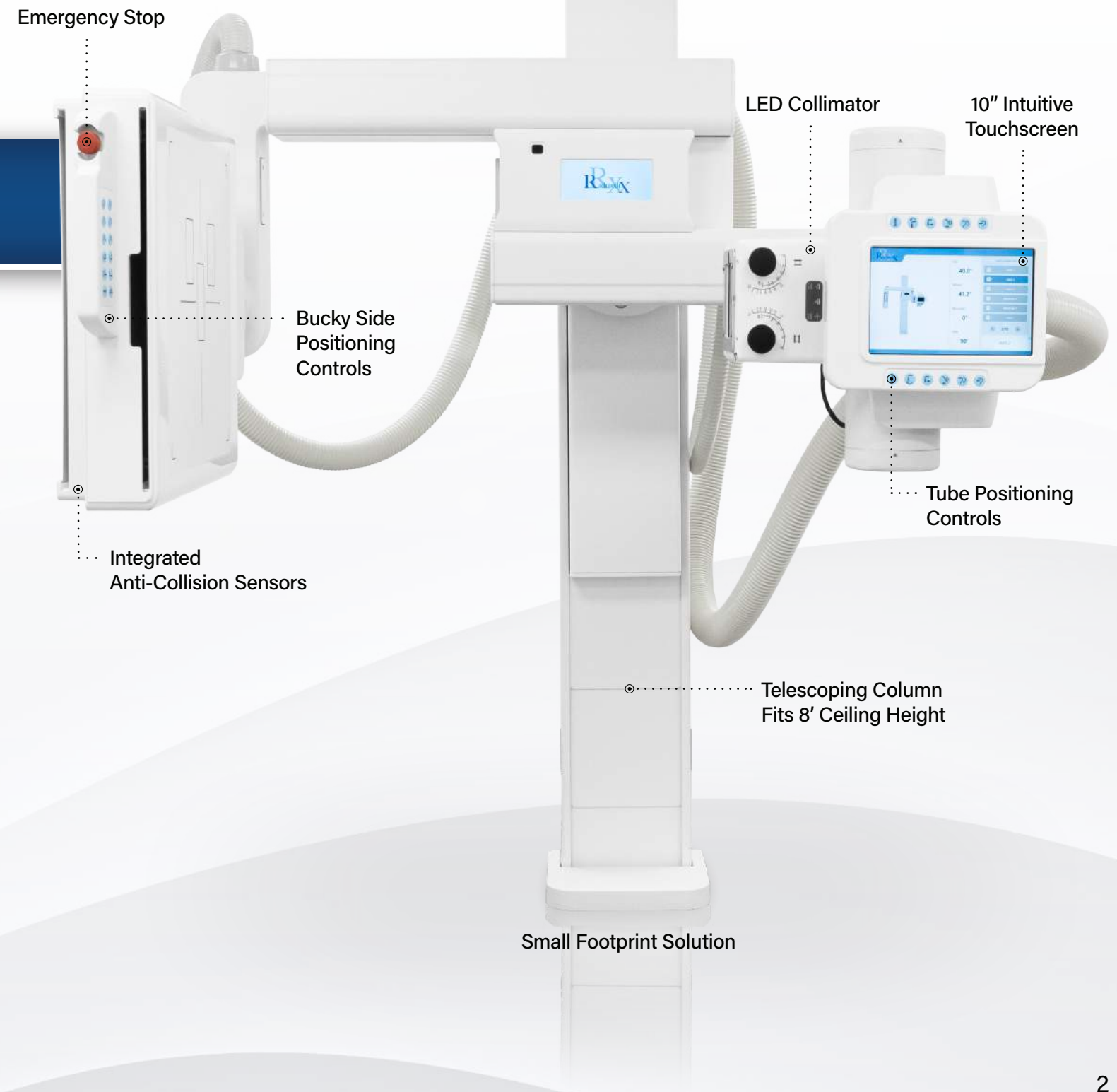
U-Arm Digital X-Ray System

Compact Fully Automatic Solution.

Acuity UDR U-Arm X-Ray System: Radmedix has introduced its compact advanced u-arm x-ray system which features faster radiography imaging through motorized fully automatic positioning. This allows the system to be moved into an exact position per the exam selection through our intuitive touchscreen display console or by the included handheld wireless remote control.

No longer will you have to spend unnecessary time manually moving the system, just select one of your pre-programmed positions you have set in the touchscreen console and you're ready to go.

Experience our innovative **Fully Automatic** Acuity UDR solution today! Increase clinical efficiency and greatly improve patient care.



Advanced Radiography X-Ray System.

Acuity UDR Feature Packed System.

THE RIGHT FIT

RADMEDIX FULL AUTO U-ARM

The Acuity UDR has been built to be the “right fit” in all radiography applications whether it’s a high throughput orthopedic office, medical application, or hospital, the UDR can do it all. The UDR is ideal for locations that need to provide superior radiography in small spaces.

Key Features:

- ✓ Motorized full auto movement through pre-programmed positions selectable on the touchscreen or wireless handheld remote
- ✓ Occupies the smallest footprint within an 8’ ceiling height without limiting full-functionality
- ✓ Technologist friendly features with collimator and system movement controls from the bucky
- ✓ Dual laser rotating collimator with precise alignment
- ✓ Optional Automatic Exposure Control

Emergency Stop



Bucky Side Controls

The Acuity UDR comes equipped with conveniently placed positioning controls on the side of the bucky as well as the touchscreen console for easy operation.



Wireless Handheld Remote

The Acuity UDR also comes equipped with a wireless handheld remote to make exam positioning faster and easier than ever before.

10” Intuitive Touchscreen Display Console

The Acuity UDR utilizes a 10” touchscreen display console that controls all system components while providing the technologist with simplicity and ease of use. Preset source to image distance with motorized full auto positions.

LED Rotating Collimator

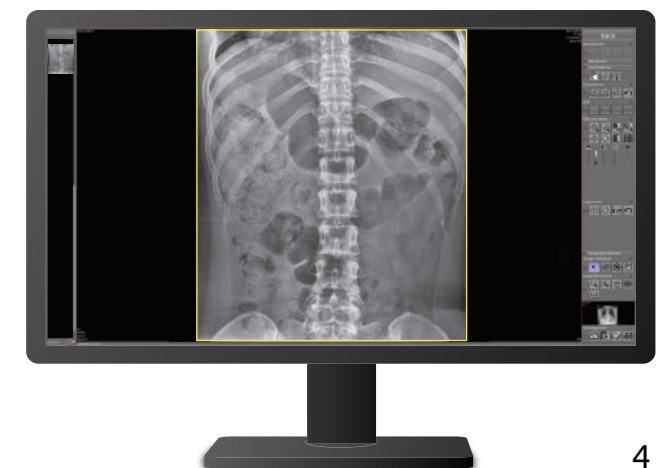
The Acuity UDR is equipped with an ultra bright LED dual laser rotational collimator and SID laser distance indicator. The SID laser ensures safe and precise imaging.

Additional Features:

- ✓ Integrated high performance Acuity DR digital flat panel DR detectors, with fast image display and exceptional image quality
- ✓ Integrated safety features with an emergency stop button and intelligent anti-collision sensors
- ✓ Optional: Lightweight mobile patient imaging table and weight bearing stand

Powerful AccuVue Software

The Acuity UDR uses powerful AccuVue software which offers the user a convenient user-friendly interface to display various anatomical tuning features from a single exposure to offer the most out of a diagnostic imaging solution. Increase diagnostic workflow with feature packed diagnostic tools and options such as stitching and clinical specialty markup tools.



Motorized full auto positioning enables a wide array of fast patient positioning.

Effortless Positioning: The Acuity UDR u-arm x-ray system automatically moves into position through customizable pre-programmed positions that you can save into the system to recall at any time, making patient positioning FASTER and EASIER than ever before. Full auto works by selecting it on the touchscreen display console. You can also move the system with the handheld wireless remote.

Acuity UDR U-Arm X-Ray System Versatile Exam Options.

Utilize our optional mobile patient imaging table.

The Acuity UDR features a unique u-arm design which when paired with our optional patient imaging table allows for a variety of exams in non weight bearing views with precise alignment such as cross table lateral.

Table Specifications:

- Patient Load: 500lbs
- Tabletop Dimensions: 32" x 86"
- Locking Wheel Mechanism



UDR U-Arm Weight Bearing Stand

The Acuity UDR can be used with our optional weight bearing stand which makes lower extremity x-ray imaging such as foot/ankle more convenient and easier than ever.

Just select your preset position on the UDR for automatic movement then move the stand overtop the bucky. The stand comes equipped with a locking wheel mechanism to keep it from moving and it has a clear polycarbonate top, rated for 500lbs to support any patient.

Stand Specifications:

- Patient Load: 500lbs
- Stand Top Dimensions: 26" x 30"



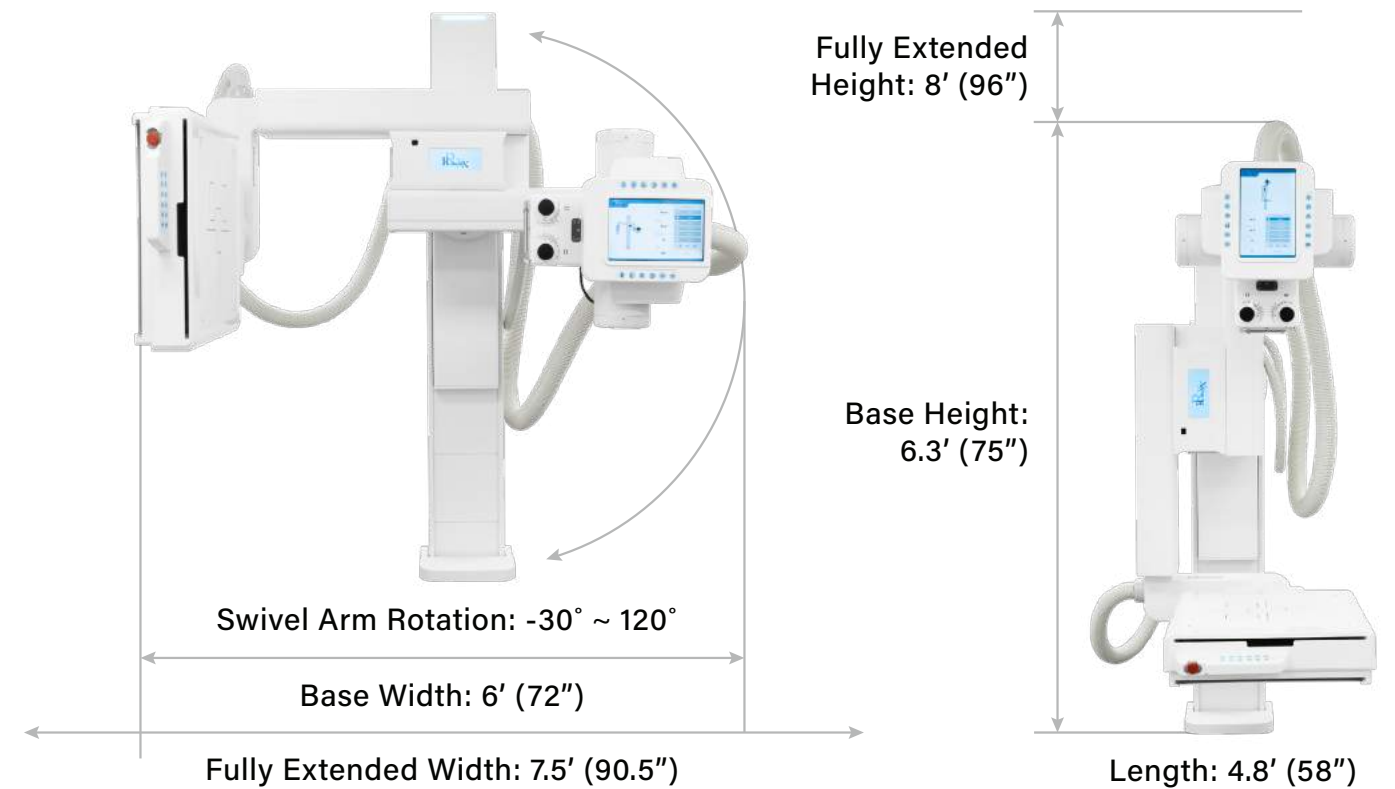
Perfect For Any Clinical Application.

Medical, Orthopedic, Urgent Care, and more.



Acuity UDR System Specifications.

Acuity UDR Dimensions Below • System Weight: 900lbs



Specifications	Acuity UDR
X-Ray System Type	Floor Mounted U-Arm
Auto-Positioning	Motorized Full Auto
Generator/Tube	Several configurations available
Source to Image Distance	40 in. - 72 in.
Vertical Movement of Swivel Arm	15.75 in. - 66.9 in.
Swivel Arm Rotation	-30° ~ 120°
Tube Rotation	±90°
Detector Rotation	±45°
Collimator	±90° rotating dual laser LED

Optional
Mobile Patient Imaging Table
Weight Bearing Stand
Automatic Exposure Control

